

Torres del Paine Circuit, Chile

One of the greatest treks in the world, around the spectacular peaks and spires of the Paine massif.



Group departures

See overleaf for departure dates

Holiday overview

Style	Trek
Accommodation	Hotels, Camping, EcoCamp
Grade	Moderate / Vigorous
Duration	15 days from London to London
Trekking / Walking days	On trek: 7 days Walks on: 1 day
Min/Max group size	4 / 12. Guaranteed to run for 4
Trip Leader	Local Leader Chile
Land only	Joining in Santiago, Chile
Max altitude	1,180m/3,872ft, John Garner Pass, Day 8

Private Departures & Tailor Made itineraries available



tel: +44 (0)1453 844400 fax: +44 (0)1453 844422 info@mountainkingdoms.com www.mountainkingdoms.com

Mountain Kingdoms Ltd, 20 Long Street, Wotton-under-Edge, Gloucestershire GL12 7BT UK
Managing Director: Steven Berry. Registered in England No. 2118433. VAT No. 496 6511 08

Departures

Group departures

2024 Dates:

Sat 27 Jan - Sat 10 Feb

Fri 08 Nov - Fri 22 Nov

2025 Dates:

Wed 29 Jan - Wed 12 Feb

Wed 05 Nov - Wed 19 Nov

Will the trip run?

This trip is guaranteed to run for 4 people and for a maximum of 12. In the rare event that we cancel a holiday, we will refund you in full and give you at least 6 weeks warning. Many trips do fill up quickly - we advise you to book early if you want to secure a place(s) on the dates of your choice.

Group prices and optional supplements

Please contact us on +44 (0)1453 844400 or visit our website for our land only and flight inclusive prices and single supplement options.

Please note that whilst single rooms are available in the hotels, and single tents are available, we cannot offer singles at the EcoCamp. At the EcoCamp (3 nights), you would have to twin share a dome with a member of the same sex.

Deposits and payments

A higher deposit is required to secure your booking on this holiday. Please also note that the final balance is due 95 days before departure. For full details please contact the office or refer to our terms and conditions on our website <http://www.mountainkingdoms.com/essential-information/planning-your-holiday>.

No Surcharge Guarantee

The flight inclusive or land only price will be confirmed to you at the time you make your booking. There will be no surcharges after your booking has been confirmed.

Insurance

We offer a travel insurance scheme - please contact us for details.

Private Departures

We can also offer this trip as a private holiday. A Private Departure follows exactly the same itinerary as the group departure but at dates to suit you (subject to availability) - please contact us with your preferred dates.

Tailor Made service

We pride ourselves on the level of quality and choice we provide for our clients who want a fully tailor made holiday. A holiday will be created especially for you by one of our well-travelled. They will be able to advise on the accommodation best suited to your needs, the sights you should visit (and those to avoid!) and the best walks and activities matched to your ability. In short, we will work together with you to create your perfect holiday. If you would like to explore the idea of a Tailor Made holiday with Mountain Kingdoms then please call us on +44 (0)1453 844400 or see the Tailor Made pages of our website for further inspiration.

Your guide



We use expert, English-speaking local guides who have an intimate knowledge of the area and an infectious passion for nature. They are very hard-working, attentive and helpful.

Special notes

Booking time

Due to the high demand for accommodation at the award-winning EcoCamp in the Torres del Paine National Park, we strongly recommend that you book your place/s on this holiday at least three months in advance.

Your trip highlights

- Our trek completes the entire circuit of the Torres del Paine
- This is a fully supported trek, leaving you just to carry a small day sack
- On trek, you will have high quality tents and equipment
- Good paths and campsites with no altitude issues make for a superb trekking experience
- Before and after your trek you stay at the award winning EcoCamp Patagonia for three nights
- A city tour of the vibrant Latin city of Santiago is included

At a glance itinerary

Days 1-2	Fly to Santiago. City tour.
Day 3	Fly to Punta Arenas. Drive to camp in the Torres del Paine National Park.
Day 4	Day walk from Las Torres to Torres Del Paine Mirador (Lookout) and back to Las Torres.
Days 5-7	Trek to Los Perros via Seron and Lago Dickson.
Day 8	Trek across Paso John Garner, 1180m/3,872ft, to Lago Grey.
Days 9-10	Optional glacier trek. Continue circuit trek via Pehoe to Mirador Frances and then on to Los Cuernos
Day 11	End trek at Las Torres.
Days 12-15	Transfer to Punta Arena. Fly to Santiago. Fly to London.

Trip summary

You won't forget your close-up view of the three stunning granite columns of the Torres del Paine. These massive rock faces inspire trekkers and climbers alike and it is easy to see their magnetic appeal. We have made this trip as varied as possible so you see some of Patagonia's gems. You begin the trip by flying in to the modern, lively capital City of Santiago where you take a guided tour. You then fly to Punta Arenas and transfer to the superb EcoCamp in the heart of the Torres del Paine National Park.

Your trekking begins with a day walk to a spectacular lookout point where you can see the Towers of Paine in their full glory across the Ventisquero Torres. The circuit trek itself then begins in earnest the next day, with a feast of views of awe-inspiring glaciers, rushing rios, granite peaks and snow-clad summits, as you walk through a mixture of daisy meadows, lenga forest and moraine. Your trek reaches a high point of 1,180 metres as you cross the John Garner Paso and you have the amazing sight of the tremendous Glacier Grey as you descend from the pass.

The paths are good and there is a well-developed infrastructure in the park with well-maintained campsites (most with showers and toilets) refugios and small stores for buying drinks and snacks. All camping equipment and your personal luggage will be carried for you, by a mixture of horse, boat and vehicle, as appropriate. All you will need to carry on your trek is your day sack.

This is a superb, fully supported camping trek, covering the complete circuit of the Torres del Paine.

Your trip itinerary

Day 1: Fly London to Santiago

Fly overnight from London to Santiago in Chile.

Overnight: In flight

Day 2: Arrive Santiago. Group airport transfer. Afternoon city tour.

Flights from the UK usually land in Santiago in the morning. Upon arrival at Santiago airport you will be met and transferred to your hotel.

Later this afternoon you will be picked up from your hotel and driven downtown to the Plaza de Armas, the historical centre of Santiago. The most famous sights here are the Metropolitan Cathedral and the Central Post Office which was originally built as a house for the Spanish conqueror Pedro de Valdivia. On the northern side of the square you will see the neoclassical Tribunales de Justicia building which houses the Supreme Court, ex-parliament and some beautiful gardens.



From the Plaza you will be driven towards Alameda, the main street in the city centre, and to the Presidential Palace - Palacio La Moneda. A model of 18th century colonial architecture, the palace is one of Santiago's most famous landmarks and a symbol of Chile's turbulent political past as well as its independence. From here you will go to the Lastarria district and climb Cerro Santa Lucia - the hill where Pedro Valdivia founded Santiago in 1541. There are great panoramic views of the city from the top. Afterwards you return to Lastarria and travel through this cosmopolitan neighbourhood lined with cafes, restaurants, shops, bookstores and small theatres. At the end of the tour you will be driven back to your hotel.

In the evening there there will be a welcome dinner with your fellow travellers before retiring for the night.

Overnight: Hotel 45 or Similar, Santiago (Meals: D)

Day 3: Fly to Punta Arenas. Drive to Torres del Paine National Park via Puerto Natales - 4 hours.

You will make an early start this morning, transferring to the airport for the 4 hour flight to Punta Arenas. (Planes often fly via Puerto Montt, but as this is just a 20 minute touchdown you will stay on the plane). Try to request a seat on the left hand side of the plane, because, good weather permitting, you will have some excellent views of the Patagonian Andes and see the Torres del Paine which you will be trekking so close to in a few days' time. You will also have a bird's eye view of many stunning lakes and glaciers. It is interesting to contrast the lush scenery around Puerto Montt with the dryer landscape close to Santiago.

You will be met at Punta Arenas Airport and driven to Torres del Paine National Park (380km/240miles) During "southern" summer the sun sets at around 11pm, so you should have plenty of time and light to admire the Patagonian steppe, with its guanaco and snow-peaked mountain horizon. Along the way you will make a couple of stops, firstly at Puerto Natales for lunch, a small but lively town on the shores of Seno Ultima Esperanza - "Last Hope Sound". Here you will probably notice the change in temperature and Punta Arenas is renowned for the wind that can whip through the town. The second stop is at Cueva de Milodon, a giant prehistoric cave where the remains of a giant ground sloth were discovered in the 1890s. Having completed the formalities at the entrance to the National park, you'll arrive at EcoCamp in time for dinner.

Overnight: EcoCamp - Standard Domes, Las Torres (Meals: BLD)

Day 4: Walk from Las Torres to Torres Del Paine Mirador (Lookout) and back to Las Torres - 22km, 8 Hours.

You will have breakfast in camp before setting off for your day's trek. Today is a fairly long, but very rewarding day and if the weather is clear you will have some spectacular views of the 3 impressive granite towers of Paine. Walking from the camp you head for the Hostería Las Torres and pick up the main path leading up the Ascencio Valley. The trail is on a good path for the first 2-3 hours, with a traverse of moraine and boulders required just to reach the final viewpoint. If the sun is out and there isn't too much wind, it can be very hot, so ensure you drink lots of water (there are many opportunities to fill up your bottle from streams).



As you traverse high above the rushing Rio Ascencio you will have fine views of Lago Nordenskjold, behind you. After about 1½-2 hours walking you reach the Refugio Chileno, a very pleasant and well-kept refugio which sells drinks and snacks. It is also a good place for a water refill, although you will have several opportunities to fill your water as you continue upwards along the stream. Walking on, through the lenga forest and past a sign for the Torres campsite you reach the moraine (glacial debris). An hour or so of careful ascent now brings you face to face with the Torres del Paine. You can perch on the large boulders here and enjoy your lunch whilst taking many shots of the dramatic three towers - marvelling at the awesome feats of those climbers who have actually ascended these inspiring giants. Senses suitably sated you head back down the Ascencio Valley, following your outward route.

Overnight: EcoCamp - Standard Domes, Las Torres (Meals: BLD)

Day 5: Trek to Camping Seron - 13km, 4-5 hours.

Today you begin your trek on the main circuit. It is a fairly easy, relaxing first day on a very good path throughout, with a fairly steady hill to climb and descend. Along the undulating terrain you will find the indigenous plant the calafate. If you eat the tasty calafate berry, local legend says that you will return to Patagonia. The last 1-2 hours of your trek are through flat, daisy-filled meadows, alongside the gushing Rio Paine. Eventually you arrive at the campsite and a small friendly refugio. You may be lucky enough to sample some of the refugio cook's excellent bread. If there has been much rain and the river is high, one of the river crossings may potentially be wet: there are 2 good bridges and one reasonable one.

The picnic tables at the campsite are a good place to sit and pass around some traditional 'mate'. This tastes like strong green tea. The loose tea is poured into a small drinking pot and filled with boiling water. A long silver straw, which looks like a spoon with a strainer as a base, is planted in the bottom and then each person sips their fill and the pot is refilled and passed to the next person.

Overnight: Camp (Meals: BLD)

Day 6: Trek to Lago Dickson - 18km, 7 hours.

Quite a long day today, but one of only moderately graded walking with one large hill to ascend and much flat and undulating terrain. You leave the campsite, walking on flat terrain through more daisy filled meadows for about an hour where, if you are lucky, you will see condors circling ahead. As you reach the highest point on the trail, there is a good rest spot in the lee of the wind. As you turn the corner and begin descending you have a great view of Lago Paine. You descend with Lago Paine on your right and here you can see the Paso John Garner which you will be crossing in a couple of days' time. After about 3½-4 hours walking, you reach a good lunch spot with a stream where you can fill up your water bottle. After this the terrain is fairly flat and as you continue walking along the long, broad valley you start to have good views of Dickson Glacier. Approximately one hour before you reach camp Dickson, the flat terrain becomes quite marshy and you will need to walk across some strategically placed logs to avoid getting wet and muddy feet. However, if the weather has been very dry, it is unlikely that this will be too bothersome. Finally, after a long day you arrive at a high point where you can look down and see the refugio and campsite - a very welcome sight.

A half hour's walking will now bring you to your campsite and a very well-earned rest. The refugio has showers, toilets and a store where you can buy snacks, soft drinks, postcards, beer and wine. However, make sure you have your insect repellent handy as mosquitoes are often found at this campsite.

Overnight: Camp (Meals: BLD)

Day 7: Trek to Los Perros - 14km, 4½-5 hours.

You will have a pleasant gentle walk today through lenga forest with views of gushing waterfalls, the rushing Rio de Los Perros and magnificent glaciers. You leave the campsite and head towards the forest, flat at first and then you climb for about half an hour. After about an hour's walk in total you arrive at a pleasant lookout point where you can see Perros Glacier and Dickson Glacier. The walk continues on gently undulating terrain through the lenga forest. About half an hour to an hour before you reach the campsite, you cross a log suspension bridge and climb up for a while before reaching a lookout point with a view of Los Perros Glacier and large lumps of ice in the lake below it.



A walk of 20 minutes or so through the moraine from this point brings you to your campsite, situated in the forest. There is a store, two showers, toilets and a reasonably sized shelter for cooking/eating. Impressively, there are also some recycling bins.

Overnight: Camp (Meals: BLD)

Day 8: Trek across Paso John Garner, 1,180m/3,872ft, to Lago Grey - 24km, 9-11 hours.

After yesterday's easier day you should be well rested and prepared for today's crossing of Paso John Garner, 1,180m/3,895ft, the high point of the trek. It is a challenging, but rewarding day, with very spectacular views from the pass of the long Glacier Grey, and peaks behind. After breakfast, either in the shelter, or al fresco, you leave the campsite and after a few minutes cross the stream on a log bridge. You now wind your way up through the forest on quite boggy terrain. This can be hard going if there has been much rain - gaiters are advised. After an hour or so you reach a lovely open spot by the river, perfect for a 10 minute rest, snack and photo opportunity. You then begin the hour or two climb on moraine to the pass, picking your way over the rocky terrain. As you approach the pass you have great views of the glacier leading from Cerro Amistad to your right. Crossing the pass you have incredible views of Glacier Grey and the snow-capped peaks behind, including 'the 3 brothers.' If the weather is clear and without too much wind, which is rare, then this is a perfect place to stop for lunch and many photographs.

You begin descending by traversing the hillside to your left on a reasonable path. After half an hour or so from the top of the pass, the descent enters the forest and becomes steep and quite difficult - all your concentration will be required to avoid a stumble here. A trekking pole will help. After an hour or so, the descent becomes less steep and hence easier, although do be on the lookout for trekkers dislodging loose stones from above. Eventually the ground levels out and where there are some slightly awkward spots there are ladders and ropes to help. An hour or so beyond Campamento Paso you cross the river on a log bridge and climb a log ladder to a small plateau. You then continue traversing the hillside high above the glacier before arriving at another viewpoint and good rest spot. Another 3 hours trekking brings you to today's final destination - Campamento Grey situated on the beach beside Lago Grey - an exceptionally scenic and fine camping spot. There are hot showers, toilets, a store, a refugio and an ice hiking centre here.

Overnight: Camp (Meals: BLD)

Day 9: Optional glacier trek - 3 hours, or gentle walk/time at leisure. Trek to Pehoe - 11km, 4-5 hours.

After yesterday's big day there is time for a relatively leisurely morning or there is the option of a glacier trek (this is payable locally and has a maximum age requirement of 65 in accordance with the National Park authorities). For those not opting for the glacier trek there is the opportunity for an early morning walk to the Mirador to see the glacier and floating icebergs in all their glory is well worth the effort. This short round trip takes approximately ¾-1 hour from the campsite. However, you may prefer to relax on the rocks and gaze at the lake and watch boats and inflatables cruise up towards the glacier.

Continuing on the circuit, today's walk is fairly short, reasonably gentle and very scenic. You leave the campsite and head uphill through the forest. The terrain is undulating and on a good path. There will be fantastic views to your right of Lago Grey and the glacier as you look behind. There are several lookout points for potential rest/photo stops. After about 3-4 hours trekking you come to a lovely lake, Lago Los Patos, in which you can swim if you are hardy enough to brave the cold water. It is an exceptionally photogenic lake, with the hills and snowy peaks behind. From the lake it is about ¾-1 hour's walking downhill to Pehoe. You will start to see the stunning turquoise water of Lago Pehoe as you descend. The campsite has good facilities with showers, a store, toilets, a cooking room and close by refugio. Enjoy a trek down to the lake and don't forget to look behind at the truly majestic Cuernos (horns) de Paine.

Overnight: Camp (Meals: BLD)

Day 10: Trek to Mirador Frances and Los Cuernos - 26km, 7-8 hours.

Another spectacular day's walking lies ahead today as you take a detour off the circuit path and follow the Valle Frances deep into the Paine massif. You leave the campsite and walk along a good path uphill for half an hour or so. As you look behind you will see the stunning aqua blue Lago Pehoe and snow-smattered peaks in the distance beyond. Eventually the trail levels out somewhat and you have another scenic lake to view - Lago Stottsberg - on your right. The trail meanders high above and at a distance from the lake where you have the dramatic sight of the Cuernos de Paine before you. All of these rock-faces have been climbed, without fixed protection - an impressive feat when you gaze up and see how sheer they are.



After about 2½-3 hours walking you arrive at a bridge and after crossing this you arrive at Campamento Italiano, a campsite situated in the trees. You take the path northwards here, away from the main circuit trail. Heading into French Valley this path becomes slightly steeper and rockier. There is also one section where a couple of fixed ropes help you over a slightly steep and potentially slippery part. Not long after you leave Campamento Italiano, a massive torrent appears on your left with fantastic views of Paine Grande. At a viewpoint for this, you can sit and marvel at this awesome rock-face and you will undoubtedly witness at least one avalanche from its slopes. It is quite a mesmerising spectacle.

For those who are tired, it would be wise to either descend at this point, or await anyone wishing to carry on ahead. A further 1½-2 hour walk from here, uphill on a rocky path, partly through forest, leads to Campamento Británico. It is worth it however for the panoramic view you have of the Cuernos and surrounding rock towers at the Mirador (about ½ hour uphill from Campamento Británico) From the Mirador you can see 'the Fin' which climbers attempt from both sides. From the Mirador, from left to right you can see: Paine Grande Mount, Castillo, 1,421m/4,662ft, Cota, 2,000m/6,562ft, Catedral, 2,200m/7,218ft, Co. Aguja de los Quirquinchis, Paine Negra, Aleta de Tiburon, 1,717m/5,634ft, Gemelos, 1,998m/6,555ft, Trono Blanco, 2,197m/7,208ft, Paine Catalina, 2,100m/6,890ft, Cabeza Del Indio, 2,230m/7,317ft.

You return the same way to Campamento Italiano, where you regain the main circuit trail and walk eastwards for a further couple of hours alongside Lago Nordenskjold to your campsite next to the Refugio Los Cuernos.

Overnight: Camp (Meals: BLD)

Day 11: Trek to Las Torres - 13km, 8 hours.

Your final day on trek sees you return to Las Torres and complete your circuit of the Torres del Paine massif.

After breakfast you take to the trail, which once again leads you parallel to the shores of Lago Nordenskjold. Heading eastward you have great views across the Park's central lakes and can take in a different perspective of Paine "horns." You arrive back at Las Torres by mid-afternoon; your circuit of the entire massif now well and truly complete. Dinner is taken at the EcoCamp where you will doubtless swap tales and memories with your fellow trekkers and perhaps one or two other guests for whom the adventure has yet to begin.

Overnight: EcoCamp - Standard Domes, Las Torres (Meals: BLD)

Day 12: Transfer to Punta Arenas - 380km.

This morning you make an early start for the 380km/240mile drive back to Punta Arenas. Located on the Magellan Strait it is a pleasant place in which to spend the night. Although its importance as a port diminished after the opening of the Panama Canal in 1914, Punta Arenas continues to play an important role in the wool trade as the principal export centre and for providing services and amenities to the many farmsteads of the region. You are free to explore the town this afternoon, perhaps looking for some last minute souvenirs or picking out a nice restaurant for dinner.



Overnight: Hotel Isla Rey Jorge or Similar, Punta Arenas (Meals: B L)

Day 13: Group transfer to airport for flight to the UK via Santiago.

Today you will fly back to Santiago. On arrival you will be met and transferred to your hotel close to the airport.

Overnight: Holiday Inn Santiago Airport or Similar, Santiago (Meals: B)

Day 14: Group transfer to airport. Depart for London.

After breakfast you will be transferred to the airport for your overnight flight back to London.

Overnight: In flight (Meals: B)

Day 15: Arrive back in London.

Today you will arrive back in the UK.

Our grading system

Torres del Paine Circuit is graded as a Moderate/Vigorous trekking holiday, as described below.

Moderate

Holidays in this grade typically involve 5 to 10 days of walking or trekking. They will often venture into more remote country and can cross mountain passes. Altitudes though are still relatively low, going no higher than around 4,300m/14,000ft. Accommodation can include simple hotels, tea houses, lodges and camping.

Vigorous

Typically these trips involve 8 to 14 days (occasionally more) trekking in relatively remote landscapes. High passes up to 4,900m/16,000ft may be crossed (sometimes snow-covered) and there may also be glacier travel and peak ascents. Walking days can be between 5 and 8 hours with considerable ascents and descents. This grade also covers some European treks of shorter durations. Overnight stops on trek could be in tea houses, mountain huts or camping.

These holidays would suit enthusiastic hill/mountain walkers.

What the price includes

Mountain Kingdoms aims to offer the best value for money. We do not charge extra for meal packages or apply local charges and try to ensure that all the key elements of your holiday are included.

What's included:

- ✓ An English-speaking local leader
- ✓ All internal flights and domestic hotel/airport transfers
- ✓ Good standard hotel accommodation (4 star) in Santiago and Punta Arenas, on twin share basis
- ✓ 12 x Breakfasts, 10 x Lunches, 10 x Dinners
- ✓ 3 Nights in EcoCamp Standard Dome tents
- ✓ Camping on trek with all meals and facilities
- ✓ Camp staff to carry out all camp work and porter your bag
- ✓ All road transport by private vehicles
- ✓ Sightseeing where specified
- ✓ Economy class return air fares from the UK & UK Departure Tax (flight inclusive only)
- ✓ Single, timed group airport transfer for international flights on arrival and departure
- ✓ Carbon offset with the Ecoan Tree Planting Project for clients taking our flight-inclusive option
- ✓ A free, high-quality Mountain Kingdoms kit bag

Airport transfers

The cost of a transfer to/from the airport is included in the price of your holiday. This is a single group transfer which is arranged to coincide with the timings of the group flights. If you book your own flights which arrive/depart at different times to this, or we book flights at your request that have different timings, we will be happy to provide a quote for a separate transfer. Please contact us should you require any further information.

What's not included:

- ✗ Travel insurance
- ✗ Visa fees
- ✗ Some meals (as per the itinerary)
- ✗ Airport departure taxes, except UK Departure Tax
- ✗ Optional glacier trek on Day 9 (payable locally - age restriction applies)
- ✗ Tips

Water-to-Go Reusable Bottle Campaign

We have joined the campaign to help cut down on the use of plastics and, in particular, single-use water bottles. To do this we have teamed up with the revolutionary company, Water-to-Go who have developed a multi-use drinking bottle with a reusable filter that eliminates over 99.9% of all microbiological contaminants. This makes water from virtually any source safe to drink and significantly reduces the need for travellers to buy bottles of water wherever they are in the world.

Our clients who are not given a free Mountain Kingdoms kit bag for their holiday (these are required for certain treks), will instead receive a free Mountain Kingdoms Water-to-Go bottle. These unique Water-to-Go bottles can also be purchased from us at a discounted rate. For further information about our campaign visit <https://www.mountainkingdoms.com/water-to-go-reusable-bottle-campaign>.

Your accommodation

We will endeavour to secure the hotels named in the itinerary but if our first choice of hotel is not available we will book a suitable alternative of a similar standard.



Hotel 45 or Similar, Santiago

This chic, contemporary hotel is around a 30 minute drive from the airport with a selection of shops and restaurants within easy walking distance. Rooms are light and bright with a good range of amenities including minibars and free Wi-Fi. The hotel has two bars and its own restaurant where a buffet breakfast is served.



EcoCamp - Standard Domes, Las Torres

Unique in Patagonia this camp has been operating in its current location within the Torres del Paine National Park since 2005. The complex is made up of geodesic domes, large domes house the dining room, a bar, lounge and relaxation areas, with smaller sleeping domes reached via a network of wooden boardwalks. Built over a wooden floor the strong canvas domes are built to withstand all weathers and offer twin beds, all bedding, electric light and attractive decoration. In Standard Domes bathroom facilities are shared, with toilets and showers housed in separate domes. Single domes are not available at the Eco-Camp.



Hotel Isla Rey Jorge or Similar, Punta Arenas

The Hotel Isla Rey Jorge has 25 rooms, all of them with the facilities offered by a modern Hotel, decorated with a traditional English Style. Every room is equipped with private bathroom, telephone, Cable TV with remote control, central heating in each room. The hotel has Wi-Fi. The hotel has a very good central location, just two blocks from the main square.



Holiday Inn Santiago Airport or Similar, Santiago

The Holiday Inn Hotel near Santiago Airport is a comfortable, modern property. It has an indoor heated pool plus jacuzzi and saunas as well as an international restaurant and cocktail lounge. Well-equipped rooms come complete with coffee makers and free Wi-Fi.

Meal arrangements

All meals in Patagonia except for dinner on day 12. Breakfast in Santiago plus dinner on day 2.

Flight arrangements

Flight inclusive from price

Our 'Flight inclusive from' price is based on the best fare available at the time of printing. As airfares change on a constant basis, this should be used only as a guide price. Rest assured that, at the time of booking, we will endeavour to get the best possible price for the flights you need. Remember, the earlier you book the greater your chances of securing the best fare.

Flight inclusive packages booked through Mountain Kingdoms are protected through our ATOL bonding scheme.

Flight upgrades and regional Airports

Please call us on +44 (0)1453 844400 for flight options from regional UK airports, Business Class upgrades, alternative airlines and stopovers. Please also check our website for the most up to date flight inclusive 'from' prices.

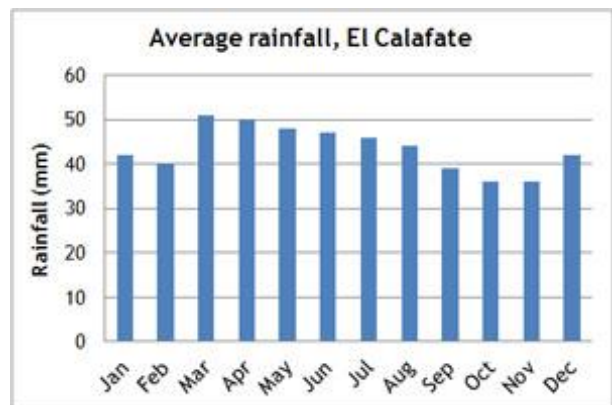
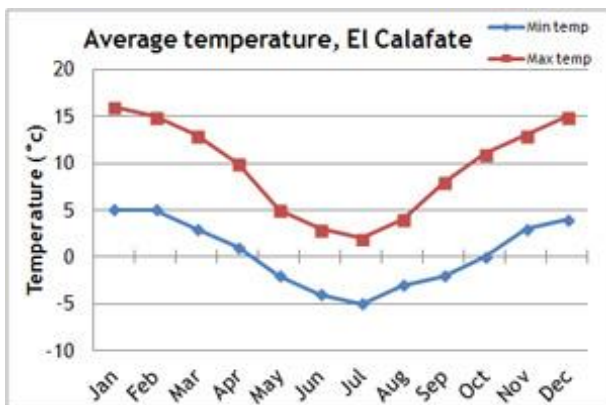
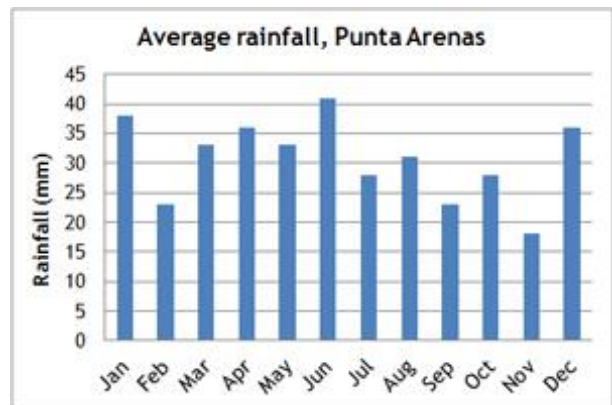
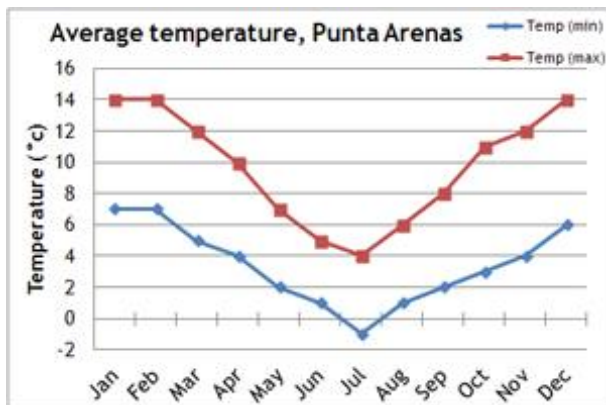
Further information

When we receive your booking, we send you a full Trip Dossier which contains details of any visas and vaccinations required, a suggested gear and clothing list and lots of useful information. If you do have queries at this initial stage do call us on 01453 844400 and we will be pleased to offer advice.

The nature of adventure travel

Every effort will be made to keep to this itinerary but we cannot guarantee that things may not change, either before you travel or while you are away. By its very nature, adventure travel involves an element of the unexpected, particularly in more remote areas. A variety of factors such as adverse weather conditions, changes to local schedules and difficulties with transportation can all contribute to the need to make changes to the itinerary, often at the very last minute. Our Operations Manager and your Trip Leader will make every effort to maintain the integrity of the original itinerary and minimise the impact of any changes, but an easy-going and flexible nature is a real asset! Please note that all timings and distances given are approximate.

Climate information



Extensions

Extending your holiday

If you would like additional inspiration on how or where to extend your holiday please call us on 01453 844400. Alternatively, you can download a range of extension information sheets on our website, at www.mountainkingdoms.com.



There are many ways you can extend your holiday with Mountain Kingdoms: you could book extra hotel nights at the start or end of your trip, arrange a personal sightseeing tour or enjoy some other exciting activities. In fact, whatever's available we can help make it happen. We're happy to suggest ideas, provide quotes and make all the arrangements. We can also assist with flight and hotel upgrades.

Chilean Lake District and Chiloe Island

You could enjoy a seven day extension flying from Santiago to Punta Montt. Here there is the opportunity to walk amidst the glorious scenery of the Chilean Lake District including Vicente Perez Rosales NP and Alerce Andino NP. The extension also includes a ferry to Chiloe Grand Island to get up close to a penguin colony and to visit some of the cultural sights of the region before returning to Santiago.

Why book this holiday with Mountain Kingdoms?

- Our trek completes the entire circuit of the Torres del Paine.
- Your trek will be led by a knowledgeable, well-trained English-speaking guide supported by an experienced trekking crew who will provide an excellent standard of service. Your gear will be portered for you so all you need to carry is a small daypack.
- We stay at the award winning EcoCamp, in the heart of the Torres del Paine, for two nights before trek and for the final night of your trek.
- On trek we use high quality tents and equipment
- In Santiago and Punta Arenas we use good standard, tourist class hotels
- We have a maximum group size of 12 to ensure all the benefits of a small group experience without the negative impact that can be associated with larger trekking groups.
- We have a wealth of experience in the company and staff members who have done this trek. We routinely research and make a reconnaissance of our treks ourselves. We believe this underlines our commitment to ensuring you have the best programme. If you have any questions about this trek, please give Niki Morgan a call.
- We offer a flexible service and can extend your holiday with extra hotel nights before or after your trek, or we can arrange a trip to Easter Island, home of the mysterious Moai heads.
- As part of our commitment to 'Tourism Declares a Climate Emergency', we will be carbon-offsetting all international flights booked through us by donating funds to the Ecoan Tree Planting Project in Peru.
- If you wish to fly with a specific airline, from a regional UK airport or on alternative dates to the main group we would be happy to arrange this for you. Please contact our team for flight options, quotes and further information.

If we've tempted you to take your next holiday with us, we advise you to check availability and you can do this via our website: www.mountainkingdoms.com or by calling the team on +44 (0)1453 844400. Bookings can be made online, by phone or by completing a booking form and returning it to us. We can also provisionally hold places if you need time to consider your options.

What our clients say



A fantastic trip, exceeding my expectations. Helped by being with a great group of people (who I had never met before the trip) and two brilliant Chilean guides. Amazing scenery and great weather, with snow on the highest section of the walk (as I would have wanted!) and sunshine for most of the rest of it. The Eco-camp was great, but even the other campsites were good in their own way - each one was different. Very well organised - faultless to be honest.
- John S, Derbyshire



This is an amazing 8 day trek in the national park. The scenery was spectacular. The flora was amazing and the trip was a bird lovers paradise. Well-paced and well supported. The ECO camp is a real treat. The staff very helpful. Highly recommended!
-Dr B, Sussex

Thoroughly enjoyable. Schedule well thought out and well paced.
-Dr R, Dorset



The country, place and people were all charming. Patagonia was breathtakingly beautiful. The trek was amazing as were our 2 guides.
-Karen

Small group, nice atmosphere, caring guide, in depth knowledge of the trip from staff at the MK office, easy to talk to, patient and accessible. A very enjoyable trip. I shall continue to recommend your company to my friends.
-Ms C, Cardiff



We enjoyed being with a liked-minded group. Our guide was helpful and cheerful. We liked the way we had our own porter for our kit and tent. We saw more animals/birds/plants than we ever thought we would. We appreciated that there were no extra costs.
-Mr & Mrs S, Cornwall

Everything went so smoothly, from start to finish. All the guides were very knowledgeable and entertaining and all the accommodations and transportation were very comfortable. I could not have asked for a more enjoyable holiday. Well done Mountain Kingdoms!
-Anne

Mountain Kingdoms - distinctly different

Truly independent

In an age where many so-called 'independent' travel companies have in fact been bought out by multi-national giants, we remain fiercely independent with all the benefits this offers our clients.

Value for money prices with an emphasis on quality

We are not in the business of cutting our itineraries and services to the bone to offer eye-catching cheap prices. We use some of the best airlines, and typically 3 or 4 star hotels in cities. We include the majority of meals and private transport for road travel. We use excellent equipment and appoint well-trained staff and leaders. Last year, over 98% of our clients rated their Mountain Kingdoms holiday as 'excellent' or 'good'. We are members of AITO and bound by their quality charter.

Complete financial security

You can book with us confident that your holiday has full financial protection. Flight inclusive holidays are financially protected by the Civil Aviation Authority under ATOL licence number 2973 and 'Land Only' holidays are covered by a bond secured with ABTOT.

No Surcharge Guarantee

Your peace of mind is important to us so we have a No Surcharge Guarantee on all Land Only and Flight Inclusive bookings. This means that there will be no change to the price of your holiday once we have confirmed your booking, regardless of fluctuations in exchange rates or fuel prices.

Award winning Responsible Tourism

We feel strongly that all our holidays should benefit local communities, protect the environment and respect local traditions, religion and heritage. You can read more about the charities we support and our Responsible Tourism commitments and initiatives on the following page or at www.mountainkingdoms.com.

Genuine small group travel

Almost all of our holidays have a maximum group size of just 12, plus leader. This provides more contact with your leader, readier access to off-the-beaten-path areas, greater interaction with local communities and a reduced environmental impact.

Loyalty Discount

If you have previously travelled with us we recognise your loyalty with a discount on future trips.

Booking your holiday - it couldn't be easier

Once you've chosen your Mountain Kingdoms holiday you can book online, call the office or complete and post a booking form which can be found in our brochure or downloaded from our website. If you would like to hold a place on one of our trips, whilst you make up your mind, please give us a call to make a provisional booking. This is a no-obligation, no-cost booking and we will hold your place until space comes under pressure or we need your decision.

Comprehensive information

When we receive your booking we send you a full trip dossier which contains details of visas and vaccinations required, a suggested gear and clothing list and lots of useful information. In fact, everything you need to know to give you peace of mind and allow you to prepare for your trip of a lifetime.



RESPONSIBLE TOURISM STATEMENT CLIMATE EMERGENCY PLAN



For over 33 years, Mountain Kingdoms has been offering people the chance to visit amazing places on this extraordinary planet. We now offer trips to all corners of the world, but we are conscious that inevitably our holidays have a detrimental impact on the world around us, and we want to do all we can to reduce our carbon emissions. We are a signatory to Tourism Declares a Climate Emergency, along with a growing number of like-minded, reputable tour operators. For more information, please visit www.tourismdeclares.com

From 2020 onwards, we will be focusing on how we can reduce the carbon emissions that our holidays produce, and how to counterbalance this carbon by supporting carbon offset measures.

Here are some of our current and future plans to minimise the impact of our business as a whole:

Carbon Offsetting

Already doing:

- ✓ We have been offsetting carbon since 2007, but will be increasing our donations to the [Ecoan](#) tree planting project in Peru this year. This is with a trusted partner where the funds go directly to a project where the community plants trees on its own land.

Will do:

- ✓ We are working on making our carbon offsetting more accurate and targeted.
- ✓ In future, we will add to that a further estimate for carbon produced by hotels, local road travel, trains and internal flights to arrive at a carbon offset sum for each trip we operate.
- ✓ Carbon offsetting will be included in our holiday prices. For our Flight Inclusive holidays it will include the international flight and any emissions produced by inland travel and accommodation. Our Land Only prices will include the cost of offsetting emissions caused by inland travel and accommodation.

Reducing Carbon Emissions

Already doing:

- ✓ We already offer the majority of our customers a free filtered water bottle which means they can instantly cut down on their single-use plastic consumption. This will be an ongoing project.
- ✓ We already predominantly use locally owned hotels, but will continue to ensure that, where possible, we use these rather than multinational chains.
- ✓ We have joined the Tourism Declares a Climate Emergency initiative to stand alongside like-minded travel companies, to work together to initiate best practices to make tourism as sustainable as possible.

Will do:

- ✓ We will re-evaluate our flights to make sure we are using the most fuel efficient airlines with the youngest fleets and, where possible, direct flights for each trip.
- ✓ We will stop offering unnecessary optional flights - for example our Everest sightseeing trip.
- ✓ We will eliminate unnecessary staff flights wherever possible.
- ✓ We will look at minimising internal flights.
- ✓ We will be asking all our worldwide agents and suppliers to look at their own carbon footprint and encourage them to reduce it.
- ✓ We will promote our more low impact trips to give customers an informed choice.

As part of our wider commitment to Responsible Tourism, we will continue to support a number of charities with whom we have had a long standing relationship over many years. These include: Shiva Charity in Nepal (Ginette Harrison School), Simien Mountains Mobile Medical Service and Porter Welfare, as well as setting aside a sum for emergency disaster relief should the need arise.

